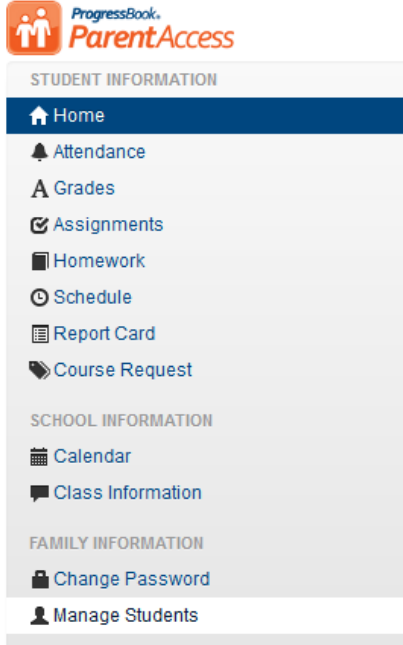


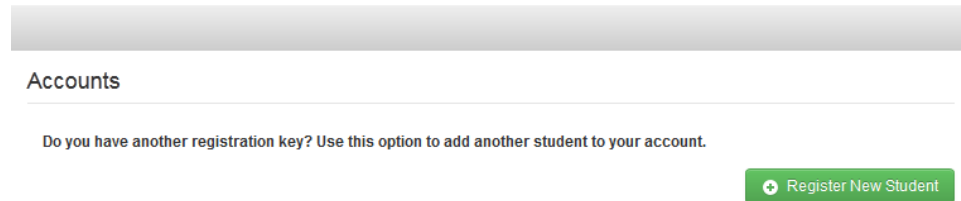
Linking Additional Students to ParentAccess Account

Log in to ParentAccess

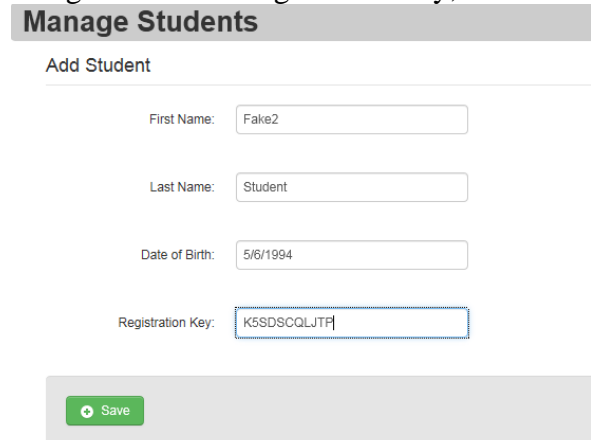
Click **Manage Students** under the Student Information selection box on the left



Click the **Register New Student** button on the right-hand side of the **Manage Students** window



After clicking the link, you will now be prompted to enter the additional student's information along with a valid registration key; click **Save**




You may repeat this process for as many students as you need; click **Manage Students** to ensure that you now have access to multiple students

Manage Students

Students

Use this page to register additional students to your account, create an account for your student(s), and/or reset a student password(s).

Name	User name	Id #	Actions
Fake Student		12345	
Fake2 Student		23456	